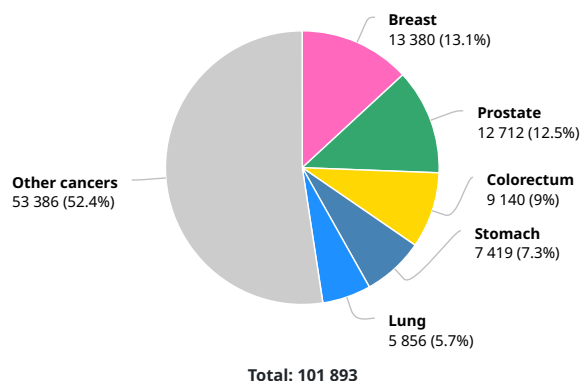


Colombia

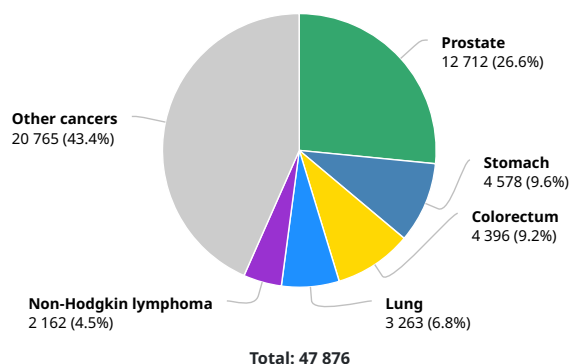
Source: Globocan 2018



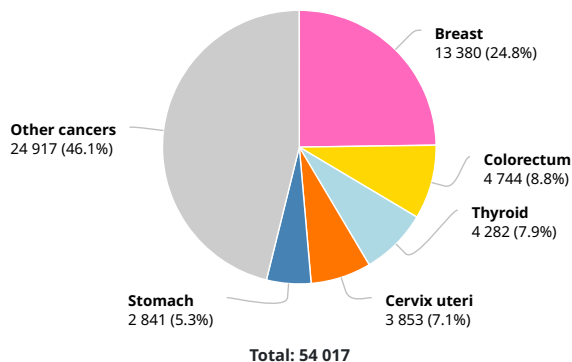
Number of new cases in 2018, both sexes, all ages



Number of new cases in 2018, males, all ages



Number of new cases in 2018, females, all ages



Summary statistic 2018

	Males	Females	Both sexes
Population	24 328 544	25 136 143	49 464 687
Number of new cancer cases	47 876	54 017	101 893
Age-standardized incidence rate (World)	185.7	175.9	178.8
Risk of developing cancer before the age of 75 years (%)	19.02	17.25	17.99
Number of cancer deaths	22 741	23 316	46 057
Age-standardized mortality rate (World)	87.5	73.4	79.2
Risk of dying from cancer before the age of 75 years (%)	8.68	7.56	8.06
5-year prevalent cases	98 134	132 592	230 726
Top 5 most frequent cancers excluding non-melanoma skin cancer (ranked by cases)	Prostate Stomach Colorectum Lung Non-Hodgkin lymphoma	Breast Colorectum Thyroid Cervix uteri Stomach	Breast Prostate Colorectum Stomach Lung

Geography



Numbers at a glance

Total population

49 464 687

Number of new cases

101 893

Number of deaths

46 057

Number of prevalent cases (5-year)

230 726

Data source and methods

Incidence

Data source: Local

Method: Estimated from national mortality estimates by modelling, using mortality:incidence ratios derived from country-specific cancer registry data

Mortality

Data source: National (WHO)

Method: National rates projected to 2018

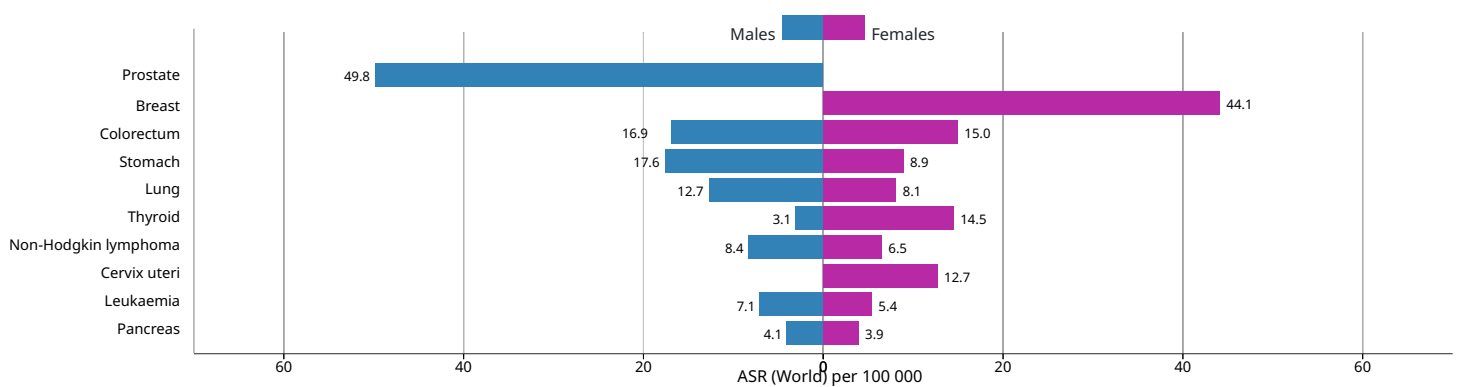
Prevalence

Computed using sex-, site- and age-specific incidence to 1-, 3- and 5-year prevalence ratios from Nordic countries for the period (2000-2009), and scaled using Human Development Index (HDI) ratios.

Incidence, Mortality and Prevalence by cancer site

Cancer	New cases				Deaths				5-year prevalence (all ages)	
	Number	Rank	(%)	Cum.risk	Number	Rank	(%)	Cum.risk	Number	Prop.
Breast	13 380	1	14.01	4.77	3 702	3	8.79	1.31	39 330	156.47
Prostate	12 712	2	13.31	6.10	3 166	5	7.51	0.89	27 043	111.16
Stomach	7 419	3	7.77	1.43	5 505	1	13.07	1.01	9 541	19.29
Lung	5 856	4	6.13	1.21	5 236	2	12.43	1.05	5 341	10.80
Colon	5 661	5	5.93	1.10	3 389	4	8.04	0.60	12 932	26.14
Thyroid	5 114	6	5.35	0.94	471	21	1.12	0.09	17 028	34.42
Non-melanoma skin cancer	4 685	7	4.90	0.71	495	20	1.17	0.05	14 360	29.03
Non-Hodgkin lymphoma	4 170	8	4.37	0.80	1 676	10	3.98	0.31	10 644	21.52
Cervix uteri	3 853	9	4.03	1.32	1 775	9	4.21	0.62	10 518	41.84
Leukaemia	3 126	10	3.27	0.53	2 192	7	5.20	0.37	8 464	17.11
Rectum	2 922	11	3.06	0.59	1 016	14	2.41	0.19	7 169	14.49
Ovary	2 414	12	2.53	0.88	1 252	11	2.97	0.47	6 126	24.37
Pancreas	2 311	13	2.42	0.45	2 142	8	5.08	0.42	1 390	2.81
Liver	2 279	14	2.39	0.43	2 216	6	5.26	0.42	1 552	3.14
Melanoma of skin	1 907	15	2.00	0.36	518	19	1.23	0.09	5 328	10.77
Brain, nervous system	1 884	16	1.97	0.34	1 176	12	2.79	0.23	4 759	9.62
Kidney	1 793	17	1.88	0.37	673	17	1.60	0.14	4 220	8.53
Bladder	1 660	18	1.74	0.32	596	18	1.41	0.09	4 392	8.88
Gallbladder	1 657	19	1.73	0.33	1 104	13	2.62	0.21	1 742	3.52
Corpus uteri	1 583	20	1.66	0.64	357	23	0.85	0.14	4 823	19.19
Multiple myeloma	1 323	21	1.39	0.29	806	15	1.91	0.17	2 911	5.89
Testis	1 284	22	1.34	0.36	173	26	0.41	0.05	4 480	18.41
Oesophagus	922	23	0.97	0.18	710	16	1.69	0.13	803	1.62
Larynx	848	24	0.89	0.18	418	22	0.99	0.08	2 347	4.74
Lip, oral cavity	845	25	0.88	0.17	354	24	0.84	0.07	2 260	4.57
Hodgkin lymphoma	743	26	0.78	0.12	216	25	0.51	0.04	2 425	4.90
Anus	557	27	0.58	0.12	84	31	0.20	0.02	1 395	2.82
Salivary glands	489	28	0.51	0.09	110	28	0.26	0.02	1 110	2.24
Oropharynx	477	29	0.50	0.09	134	27	0.32	0.02	1 340	2.71
Kaposi sarcoma	368	30	0.39	0.06	50	34	0.12	0.01	979	1.98
Penis	363	31	0.38	0.13	103	29	0.24	0.04	997	4.10
Vulva	350	32	0.37	0.11	76	32	0.18	0.02	1 053	4.19
Nasopharynx	189	33	0.20	0.04	98	30	0.23	0.02	516	1.04
Vagina	173	34	0.18	0.06	42	35	0.10	0.01	449	1.79
Hypopharynx	114	35	0.12	0.02	32	36	0.08	0.01	156	0.32
Mesothelioma	88	36	0.09	0.02	72	33	0.17	0.01	81	0.16
All cancer sites	101 893	-	-	17.99	46 057	-	-	8.06	230 726	466.45

Age-standardized (World) incidence rates per sex, top 10 cancers



Age-standardized (World) incidence and mortality rates, top 10 cancers

